



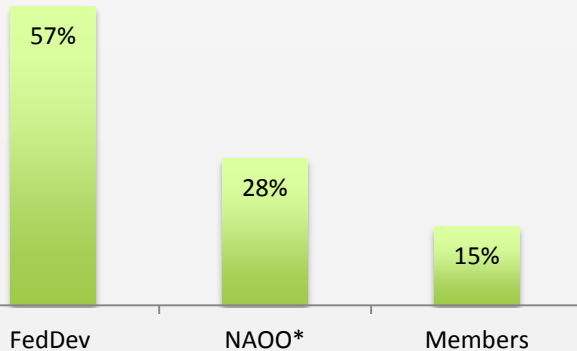
## FISCAL REPORT NOVEMBER 1, 2012- OCTOBER 31, 2013

- 34 Members
- 6 Volunteer Directors
- 4 NAN Investment Meetings
- 1 Niagara Venture Forum
- 24 Attendees per Investment Meeting

### OUR SPONSORS

Durward, Jones, Barkwell & Company, LLP, Cooper Wealth Management, Holiday Inn and Parkway Conference Centre, Timbro, Business Link

### Operating Funding Sources



\* Network of Angel Organizations Ontario

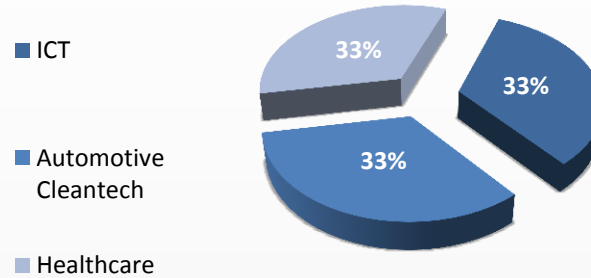
## ABOUT THE COMPANIES

### COMPANY FUNNEL

- 171 APPLICANT COMPANIES (since 2011)
- 32 COMPANY PRESENTATIONS (NVF & NAN)

LAST FISCAL - 3 INVESTMENTS WERE  
MADE INTO 3 COMPANIES

### Investee Company Sectors

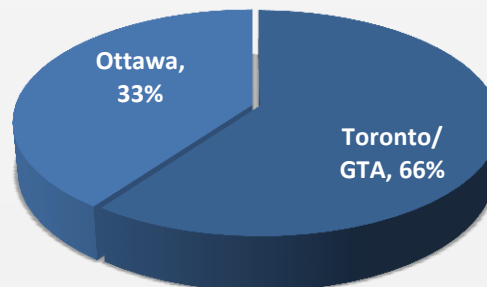


Total NAN Investments in Fiscal Year:  
**\$385,000**

10 out of 34 Members Invested this Fiscal

Total Equity Raised By the 3 Companies  
to Date: **\$7,262,750**

### Where Our Investee Companies Came From:



## CUMULATIVE INVESTMENTS (2011-PRESENT)

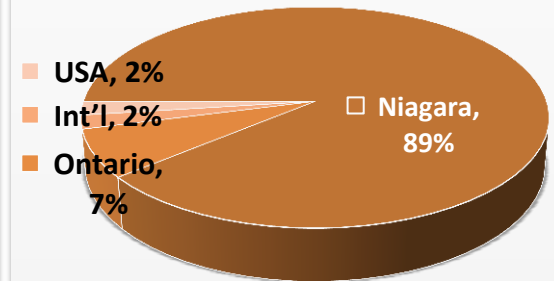
25 NAN MEMBERS INVESTED A  
TOTAL OF  
**\$3.3 million**  
INTO 11 COMPANIES



TOTAL EQUITY RAISED: **\$22,649,699**

TOTAL GOVERNMENT FUNDING  
RECEIVED: **\$5,213,973**

### Where Our Members Come From:



### CO-INVESTING PARTNERS

Angel One Investor Network  
Golden Triangle Angelnet  
South Niagara CFDC  
York Angel Investors  
Georgian Angel Network  
& FedDev Investing in Business Innovation