



NIAGARA
ANGEL NETWORK

MEMBER REPORT

JANUARY 1, 2014 - DECEMBER 31, 2014

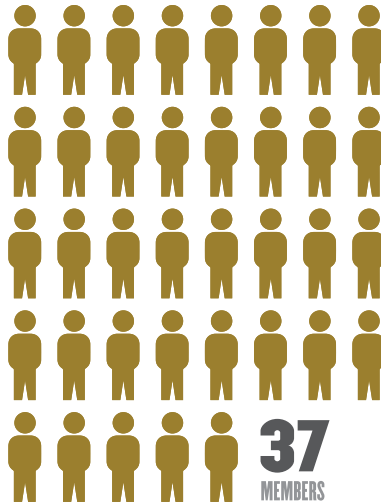
2011/12



\$1,713,016

YEAR END INVESTMENT TOTAL


2012/13



\$1,660,000

YEAR END INVESTMENT TOTAL

2013/14



\$4,516,539

YEAR END INVESTMENT TOTAL

TO DATE, **78%** OF CURRENT MEMBERS HAVE
INVESTED IN A TOTAL OF **15** COMPANIES.

\$7,889,555

TOTAL CUMULATIVE INVESTMENTS TO DATE

IN THE FOLLOWING SECTORS: ICT (8) CLEAN TECH (4) HEALTH SCIENCES (2) BIOSCIENCES (1)



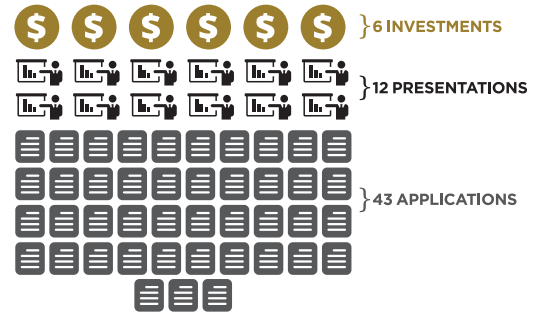
MEMBER REPORT

JANUARY 1, 2014 - DECEMBER 31, 2014

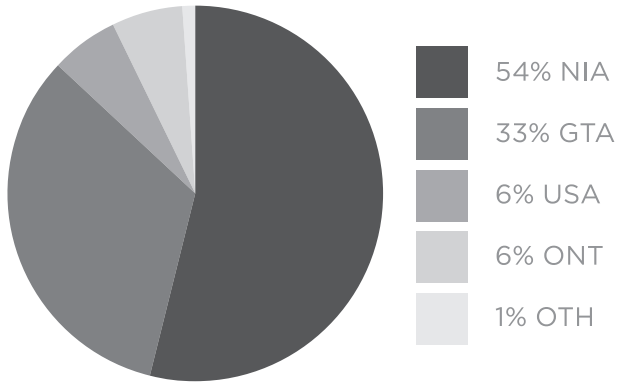
COMPANY PRESENTATIONS

ADFLOW HEALTH NETWORKS	TITANFILE INC
KLOTHED INC	GESTURELOGIC
INNNETWORK	VIDA HOLDINGS
ELEMENTA GROUP	GLOBAL IMAGINATION
OASIS POKER RESORTS	CHAR TECHNOLOGIES
CAUSEVIEW INC	PLANITAR INC.

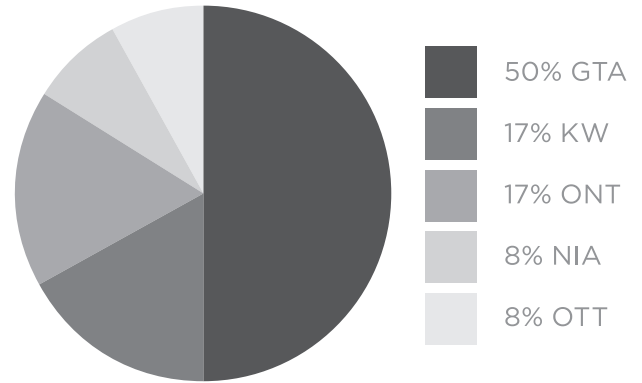
IN 2014



WHERE MEMBERS CAME FROM



WHERE PRESENTERS CAME FROM



INVESTMENT MEETINGS



DOES NOT INCLUDE DUE DILIGENCE MEETINGS OR REMOTE MEETINGS WITH IIX OR VIDA HOLDINGS